

SOCIAL NARRATIVE

Montgomery Museum of Fine Arts



I am visiting the **MONTGOMERY MUSEUM OF FINE ARTS**. I will learn about American art, such as sculptures, studio glass, paintings, quilts, and ceramics.



When I enter the building, I will walk through two sets of metal doors that might open automatically. If I bring a bag, a security officer or visitor services staff member might check it. This helps to keep everyone safe.



In the **LOBBY** of the Museum, I will go to the front desk, where I will check in on an iPad.


Here are pictures of the **STAFF**. They wear a uniform or business casual clothes and a name tag. I can ask them if I need help or have a question. The lobby might be crowded and loud.



There is a **VIDEO** in the lobby with rotating pictures. Without warning, it may flash. It will not make sounds.




This is the **MUSEUM SHOP**. There is much to look at here, and the lights can be bright. It is usually quiet in the Shop, but if it isn't, I can ask the front desk for information on how to get to a quiet space location, such as the Auditorium, Terrace, or Sculpture Garden.



I will **WALK** or take an **ELEVATOR** to get to the upstairs exhibitions. I can ask a staff member to take me to the stairs instead, but beware – there are a lot of steps!




If I need to take a break during the event or go to a quiet space, I will go to the **MUSEUM AUDITORIUM** located on the first floor. There is also a quiet space outside on the **TERRACE**.



In the Museum, I will find some **LIGHT** and **SOUND** changes. If I get nervous, I will ask a staff member to help me bypass the areas.

While I am in the indoor galleries, I will follow these **RULES**:

1. No food or drinks
2. No flash photography
3. No touching the art



The first gallery is called the **ROTUNDA**. This is where we decide which way to go. This space can be very bright, and it has stone on the floor, which makes it echo. If this area gets too loud, the closest Quiet Zone is the Terrace, followed by the Auditorium in the Lobby.



The next gallery is called the **PERMANENT COLLECTION**. Here I will learn about the art that is part of the art collection of the Museum. Most of the art on view is made by an American artist like me.



This is the **DECORATIVE ARTS** gallery. Here I will

learn about art from around the world made of porcelain and glass. It has windows looking outside onto the terrace and is down a narrow passage, so it can feel a little small if a lot of people are in the space.



This is the **ARTWORKS GALLERY**. Here I can touch and interact with different kinds of art. There are a lot of videos and noises in this gallery. There is a dark room with a video projected on the walls that might make me feel dizzy, so I don't have to go inside if I don't want to.



This gallery is called **LOWDER GALLERY**. Here I will learn about art on view. This is a big space that can sometimes echo. If it gets too loud, the closest Quiet Zone is the Sculpture Garden.



This gallery is the **WILSON GALLERY**. It is a small round space that can feel a little dark. It is right

next to doors that lead to the Sculpture Garden, which can open and close without warning.



This is the **CADDELL SCULPTURE GARDEN**. It is outside and is made of a wide space. Eating and drinking are okay in the sculpture garden but not in the galleries. Licensed service animals are permitted, but pets should be left at home.